



**ADVENT 2020**

# Introduction

Christmas is on its way, but it's not here yet. We are all in a season of preparation and waiting. Did you know that there's actually a name for this season? It's called Advent, which means arrival or coming. We're all waiting on the arrival of Jesus' birthday and his second coming.

Advent is celebrated on the four Sundays leading up to Christmas and with each week comes a theme: hope, peace, joy and love.

It's easy to overlook this very special time in the busyness of our day to day routines. That's why it's good to pause and take some time to intentionally focus on the true meaning of Christmas and prepare the way for Jesus.

We've created a special Advent video for you to watch with your family. You can find and watch it at [whchurch.org/kids-advent-2020](https://whchurch.org/kids-advent-2020).

When you're finished with the video, you can continue reflecting with this devotional based on the four themes of Advent. We've also included several crafts you can make for a hands-on experience.

Observing Advent is a great way to remember how Jesus, born over 2,000 years ago, is still making a difference in our lives today.

We know 2020 has been difficult and Christmas may look different this year, but we pray this Advent season will be a blessing for you and your family. May you see God's hope, peace, joy and unconditional love on display in the world around you.

# Week 1: Jesus Came To Bring Hope

## **Bible Reading: Matthew 1:21-23**

Joseph had just learned of the miracle of Mary's pregnancy. It was hard for him to understand how this had happened and to believe that God had a plan. He had a lot of doubt, so God sent him an angel in a dream to calm his fears. The angel said, "Do not be afraid. Mary is pregnant by the Holy Spirit. She will give birth to a son, and you are to name him Jesus because he will save his people." All of this took place to fulfill God's promise. Jesus is "God with us."

### **1. What do you think about when you think of the word hope?**

Hope is the feeling of expectation we get when we want something to happen. Hope requires trust and confidence as we wait patiently and prepare.

### **2. What are you hoping for today?**

Before Jesus was born, all of God's people were hoping for a Messiah, someone to save them from their sins. For many years, God had chosen prophets to speak on his behalf and give clues as to who the savior would be. The prophets continued to speak of a son who would be born by a virgin and bring peace to the earth. As you can imagine, it was difficult for God's people to wait.

### **3. Why do you think waiting is hard?**

For many of us, it's difficult to wait because we want things NOW. Waiting takes time and it feels like nothing is happening. However, God is still at work and he is faithful to fulfill his promises. Romans 5:5 says that God's hope will never disappoint us. He gave us a very special promise in his son, Jesus. He is our hope and he can help us in the waiting. He is a faithful friend who gives us the strength and courage to be patient. He reminds us that we don't have to worry.

During this Advent season, we can celebrate all that he has done for us and the great gift that he is.

# Advent Wreath Craft

## Materials:

- 2" x 2" square piece of felt: use as the base of the wreath
- White votive candle: serves as the Christ candle in the center
- Green play-doh (2 oz.): wraps around the Christ candle
- Purple birthday candles (3) and pink birthday candle (1): serve as the Advent candles

## Instructions:

1. Roll your play-doh into a 2 inch ball and then flatten onto your felt piece.
2. Press your votive candle into the middle of the play-doh until it is even with the top of your wreath.
3. Place the 3 purple candles and 1 pink candle in your wreath.



# Week 2: Jesus Came to Bring Peace

## **Bible Reading: Luke 2:8-14**

At work in the fields, shepherds are visited by an angel, which is terrifying to them. The angel tells them not to be afraid; instead, listen to this great news: the Redeemer, the Savior, the one we have been waiting for, has finally been born. He's just over the hill in Bethlehem! Then a huge number of angels appear with the first one, praising God and proclaiming peace to all who please God.

### **1. What time of the day is most peaceful at your house, and what does that feel like?**

The word "peace" in this verse is a translation of the word shalom, which is a word that describes a lot of ideas. Wholeness, completeness, soundness, health, safety and prosperity are all a part of shalom.

### **2. Do you know someone who needs the gift of shalom this Christmas?**

God thought we could all use some shalom.

*I leave my peace with you. I give my peace to you. I do not give it to you as the world does. Do not let your hearts be troubled. And do not be afraid. – John 14:27*

# Craft Stick Nativity

## Materials:

- 4 popsicle sticks
- Straw/raffia paper
- Stars
- Manger pattern (back of booklet)
- Baby Jesus pattern (back of booklet)
- Brown construction paper
- Black construction paper
- Blue construction paper
- Silver pipe cleaner



## Instructions:

1. Build your stable by gluing four popsicle sticks onto the blue paper: two for the walls and two for the roof.
2. Find the patterns for Jesus and the manger in the back of the booklet.
3. Trace out a manger onto the brown paper, then cut and glue it on top of the black paper.
4. Trace the body template onto blue construction paper, then cut out.
5. Trace the head template onto brown paper, then cut out.
6. Glue baby Jesus and the manger onto the black paper inside of the manger.
7. Cut a 2" piece of the silver pipe cleaner and form a circle "halo." Glue this on top of baby Jesus' head.
8. Glue a little "straw" to the manger.
9. Glue your stars above and around the roof of the stable.

# Week 3: Jesus Came to Bring Joy

## **Bible Reading: Luke 1:39-45**

Mary had just been told by an angel that she would become pregnant with Jesus. He also said that her cousin Elizabeth would have a child. So, Mary hurried to congratulate her cousin. As soon as Mary entered her cousin's house, Elizabeth's baby knew and leaped with joy inside her belly.

## **What does it mean to experience joy?**

Joy is very close to feeling happy, but it's different. Happiness is an emotion, while joy is an attitude. When we choose joy, we change our whole way of thinking about life. We may feel happy when things are going well, but joy allows us to have a positive mindset even when things are hard. Happiness can be in short supply, while joy is constant. Joy is something very deep and strong within us that warms our hearts. It can also share space with other emotions like sadness. Have you ever been sad that a friend is moving away, but joyful knowing they are moving on to a new and wonderful adventure?

## **What does Jesus have to do with joy?**

Before Jesus was born, all of God's people were hoping for a Messiah, someone to save them from their sins. Now that Jesus, the Messiah, has been born, he is with us

to help us experience and choose joy. 1 Peter 1:6-8 explains why we can have this joy. Because Jesus was born for you and me, we now have someone we can trust, someone who knows us and loves us. Have you ever had a friend or family member do something for you because they love you? How did that make you feel?

## **How can I choose joy?**

Choosing joy can be hard, but Jesus is here to help. Not just at Christmas, but all the time. Here are ways to help us choose joy:

## **Share:**

1. What is one thing you are trusting God to help you with? Trusting God brings joy!
2. What brings you joy? Jesus will show you how he has provided joy!
3. One day this week, share a meal as a family and talk about what brought you joy so far.

## **Help others:**

Write a note or draw a picture for someone you think is lonely, sad or scared. Pray for them. Loving others brings joy! During this Advent season, choose joy. Look for reasons to be joyful! Trust Jesus to bring you joy!

# Cotton Ball Sheep

## Materials

- Cotton balls
- Glue
- Scissors
- Pink mini puffball
- 2 googly eyes
- Red yarn/pipe cleaner
- Sheep body patterns (back of booklet)

## Instructions:

1. Cut out the sheep's face, legs and body, using the pattern found in the back of the booklet.
2. Cover the sheep's body with glue.
3. Stick the 4 legs onto the body.
4. Cover the sheep with cotton balls.
5. Glue the sheep's head onto the body, slid just under under the cotton balls.
6. Glue the googly eyes on the head.  
Glue the red yarn/pipe cleaner on the sheep's face to make a smiling mouth, and the pink puffball for the nose.





# Week 4: Jesus Came to Be Love

## **Bible Reading: Luke 2:1-7**

All of Advent leads up to this moment: a special message for Mary from the angel Gabriel, Joseph's comforting dream, followed by a long, difficult journey to Bethlehem and then the big moment—the birth of Jesus. God's son came in the form of a baby. God's promises came true in an amazing way, an ordinary couple welcomed the birth of an extraordinary child!

### **1. What is so amazing about Jesus' birth that we celebrate it every year?**

Jesus, God's son, came to earth as a helpless baby needing the care of his earthly parents, Mary and Joseph. It seems unbelievable that Jesus would do such a wonderful thing. He became human so he could save us from our sins and restore creation to the way God created it. Why do you think Jesus would do such a thing? Why was he willing to give up so much? A simple four-letter word: LOVE!

### **2. What does LOVE mean to you? What do you think it meant to Jesus?**

The Bible says God is love. So, if we want to know what love is, then we can look to God. God's love helps others, it's willing to give up a lot for others and it doesn't keep track of all the wrongs and hurtful things others have done. It's a love that doesn't give up,

it never loses hope, and it pursues others wherever, whenever, and forever. That kind of love is what motivated Jesus to come to earth as a human baby. Not just to live among us, but to do whatever it takes to bring us back to love—to God the Father.

### **3. What are you willing to give up for someone else? How do you feel when you think of Jesus's willingness to give up everything for you?**

Love is at the center of God's amazing story because he created us out of love. Throughout history, he has been working towards a rescue plan that restores all that was lost when Adam and Eve first sinned long ago. His love is the reason for Jesus' birth that first Christmas and the reason for the season.

Did you know that giving gifts on Christmas first grew from Christians wanting to help others and show their love? The best way we can celebrate God's gift, the greatest gift of all—sending Jesus to earth, is to love others in our lives. We can care and share, but also be willing to give up something in the process. We don't have to do something as big as God did, but we can be willing to give a gift of love.

# Paper Plate Angel

## Materials:

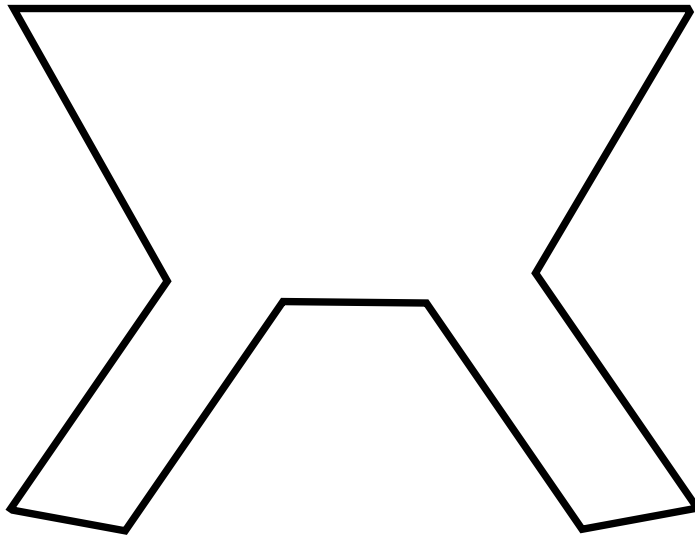
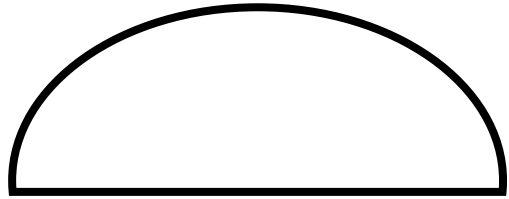

- White paper plate
- Pink construction paper
- Skin-toned construction paper
- Glue
- Markers, crayons or paints

## Instructions:




1. Color a paper plate in whatever color you choose. Color both sides of the plate. You will want to choose a different color for each side. This will be the angel's body.
2. Fold down the right and left sides of the plate to make the angel's gown.
3. Cut a circle out of paper and draw the angel's face. Glue this to the top of the plate.
4. Trace you or your child's hands onto paper, and cut them out. Glue the hands to the back of your angel, and it's finished!



# Pattern for Week 2 Craft



# Pattern for Week 3 Craft



**Draw A Picture Of One Of The Advent Themes**

**Hope**  
**Joy**  
**Peace**  
**Love**

**WH**